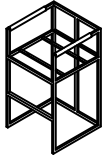
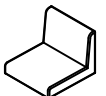






# Assembly Instructions

BAR STOOL

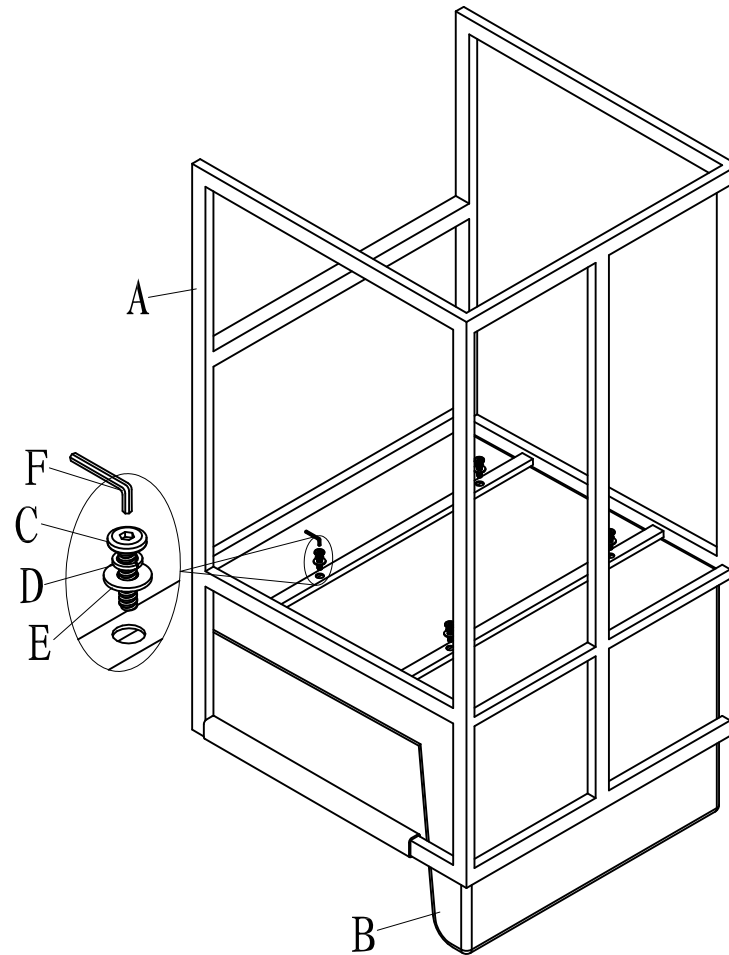
## Parts

NO.	Picture	Description	Size	QTY
A		Metal Base	520*515*930mm	1
B		Main Body	505*490*405mm	1

## Hardware

NO.	Picture	Description	Size	QTY
C		Bolt	M6 × 25mm	4
D		Spring Gasket	φ10 × φ6mm	4
E		Flat Washer	φ16 × φ6mm	4
F		Allen Key	4#	1

STEP:1



1. Use hardware C. D. E. assemble A. B. and lock them up with F.

STEP:2

